	Verification Statement	Document: GPV 010 (DM)	Rev #:002
			In effect since: APRIL 2017

Número do Contrato/Proposta	Cliente
C2411	KLABIN SA

VERIFICATION STATEMENT

Verification Statement

This verification statement ensures that the **Green Domus Desenvolvimento Sustentável Ltda** conducted the verification activity accordingly with ISO 14064-3:2007 and GHG Protocol (Specification and Verification of the Brazil GHG Protocol Program).

This statement ensures that **Green Domus Desenvolvimento Sustentável Ltda** is providing **limited** trust that the emissions of greenhouse gases by **Klabin S.A.** reported from January 1st to December 31st from 2020 are verifiable and in comply with the requirements of the standards and methodologies applied.

Level of Thrust

Third Party Verification with limited level of trust

“There is no evidence that the greenhouse gases emission inventory from Klabin S.A. for the year 2020 is not materially correct or is not a fair representation of the GHG data and information nor has been prepared in discordance with the “EPB – Especificações do Programa Brasileiro GHG Protocol”.

Description of the Verification Scope

The Complete GHG emission inventory from 2020 of Klabin S.A. was verified.


The following was excluded from this third part verification

Description of the Verification Scope: Scope 1, Scope 2 and Scope 3 as per “Programa Brasileiro GHG Protocol”.


Organizational Boundaries

Reported emissions under the operational control approach

Sites Visited

	Verification Statement	Document: GPV 010 (DM)	Rev #:002
			In effect since: APRIL 2017

Name of Branch/Site	Relationship with Holding Company	Address	Dates of Visit
Monte Alegre	Matriz	Fazenda Monte Alegre, s/nº 84275-000 – Telêmaco Borba - PR	11/05/2021
Puma	Controlada	Ortigueira - PR, 84350-000 Telêmaco Borba	11/05/2021
Sede	Controlada	Avenida Brigadeiro Faria Lima, 3600 - 3o, 4o e 5o andares 04538-132 – Itaim Bibi, São Paulo, SP	11/05/2021
Lages	Controlada	Rodovia BR116 – km247, 88517-600, Lages/SC	11/05/2021
Otacílio Costa	Controlada	Avenida Olinkraft, 6602, 88540-000, Otacílio Costa/SC	11/05/2021
Correia Pinto	Controlada	Rodovia BR116 – km 218, 88535-000, Correia Pinto/SC	12/05/2021
Angatuba	Controlada	Rodovia Raposo Tavares – km 197 S/nº, Palmital, 18240-000, Angatuba/SP	12/05/2021
Goiana	Controlada	Rodovia PE75 – km 4 e 5 s/n. Engenho Pedregulho, 55900-000, Goiana/PE	12/05/2021
Piracicaba	Controlada	Avenida Cristovão Colombo, 2307, Vila Industrial, 13412-227, Piracicaba/SP	12/05/2021
Rio Negro	Controlada	Avenida Afonso Petschow, 3600, 83880-000, Rio Negro/PR	11/05/2021
Feira de Santana	Controlada	Avenida Deputado Luis Eduardo Magalhães, s/nº, Aviário, 44096-486, Feira de Santana/BA	11/05/2021
Jundiá/TP	Controlada	Avenida Augusta Zorzi Baradel, 700, Tijuco Preto, 13205-710, Jundiá/SP	12/05/2021
São Leopoldo	Controlada	Avenida são Borja, 2900, Bairro Industrial, 93032-000, São Leopoldo/RS	12/05/2021
Itajaí	Controlada	Rua Doutor Reinado Schmithausen, 2927, Cordeiros, 88311-481, Itajaí/SC	12/05/2021
Manaus	Controlada	Avenida dos Oitis, 6555, Distrito Industrial II, 69075-842, Manaus/AM	12/05/2021
Betim	Controlada	Avenida Humberto de Campos, 600, Industrial Paulo Camilo, 32669-158, Betim/MG	12/05/2021
Depósito Paranaguá	Controlada	Avenida Ayrton Senna da Silva, 2740, Emboguaçu, 83290-100, Paranaguá/PRbi, São Paulo, SP	11/05/2021
Horizonte	Controlada	Avenida Presidente Castelo Branco, Centro, 62880-000, Horizonte/CE	12/05/2021

	Verification Statement	Document: GPV 010 (DM)	Rev #:002
			In effect since: APRIL 2017

Organization Verified Emissions (Operational Control)

GEE	Metric tons of CO2 equivalent			
	Scope 1	Scope 2 (location)	Scope 2 (Purchase choice)	Scope 3
CO2	624.409,559	75.354,747	27.728,096	451.341,290
CH4	18.648,850	932,200	932,200	813,800
N2O	55.409,226	1.481,656	1.481,656	4.755,484
HFCs	5.362,877			
PFCs				
NF3				
Total	703.830,512	77.768,603	30.141,952	456.910,574
Biomass	5.495.936,233	124.418,192	124.418,192	21.788,530

Other data verified

Total biogenic removals: 8,447,067,74 tCO₂e

Total carbon pool (native forest biomass) on December 31, 2020: 2,675,025 tCO₂e

Comments

The emissions of Scope 1, 2 and 3 of the 2020 GHG Emissions Inventory of Klabin S.A. were verified and comply with the requirements established by the norms and methodologies used.

Contact information of Green Domus Desenvolvimento Sustentável

Main Contact Name: Felipe Bottini

Adress: Av. Eng. Luís Carlos Berrini, 936 – conj.: 81

Phone: 5093-4854


e-mail: felipe@greendomus.com.br

Contact Information of Emission Inventory Organization

Company Name: Klabin S.A.

Main Contact Name: Lívia Mara Rodrigues de Souza Brites Queiroz

Adress: Telêmaco Borba - PR – Brazil e-mail: livia.queiroz@klabin.com.br

	Verification Statement	Document: GPV 010 (DM)	Rev #:002
			In effect since: APRIL 2017

Conflicts of Interest Declaration

I, Andreia Mendonça de Oliveira, certify that no conflict of interest, as defined in Chapter 3.2.1 of the Specifications Verification of Brazilian GHG Protocol Program, exists between the Klabin S.A. and **Green Domus Desenvolvimento Sustentável Ltda**, or any of the individual team members check involved in checking the inventory of the organization name.

Date: 14/06/2021

Andreia Mendonça de Oliveira

Andreia Mendonça de Oliveira, Leader Verifier

Conclusion on the GHG emission inventory

As responsible for carrying out verification activities of the GHG inventory of the **Klabin S.A.**, we ensure that the information contained herein are true.

Andreia Mendonça de Oliveira

Andreia Mendonça de Oliveira, Leader Verifier

Date: 14/06/2021

Marília Mattioli
Marília Mattioli, Independent Reviewer
Date: 14/06/2021

Autorization

I, Lívia Mara Rodrigues de Souza Brites Queiroz , accept the results of this verification statement

Date:

Lívia Mara Rodrigues de Souza Brites Queiroz, Main Contact